



dream



Dream White
29.5x29.5 cm
L241701081 | 100062408
G-166



Dream Grey
29.5x29.5 cm
L241701091 | 100062407
G-166




Dream Circles
124x124 cm (16 mallas de 31x31 cm)
L241701141 | 100066129
G-199

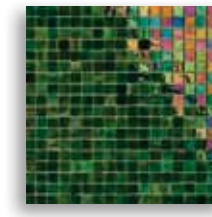
Descripción	Formato cm	SAP	KEA	Grupo	PZ/CJ	M2/CJ	CJ/PAL	M2/PAL	KG/CJ	KG/PAL
Dream White	29.5x29.5	100062408	L241701081	G-166	20	1.74	54	93.98	15	810
Dream Grey	29.5x29.5	100062407	L241701091	G-166	20	1.74	54	93.98	15	810
Dream Circles	124x124	100066129	L241701141	G-199	16	1.53	54	83.03	10	540

Consultar Recomendaciones de Uso por Productos
Consult Use Recommendations by Product


polynesian




Polynesian Malaquita
1.5x1.5cm Malla 29x29cm
L242601031 | 100002715
G-181




Polynesian Aventurina
1.5x1.5cm Malla 29x29cm
L242601041 | 100002716
G-181




Polynesian Ópalo
1.5x1.5cm Malla 29x29cm
L242601011 | 100002713
G-181




Polynesian Alabastro
1.5x1.5cm Malla 29x29cm
L242601021 | 100002714
G-181




Polynesian Ágata
1.5x1.5cm Malla 29x29cm
L242601061 | 100002718
G-181




Polynesian Cuarzo
1.5x1.5cm Malla 29x29cm
L242601071 | 100002719
G-181



Polynesian Gneis
1.5x1.5cm Malla 29x29cm
L242601081 | 100002720
G-181



Polynesian Nacar
1.5x1.5cm Malla 29x29cm
L242601001 | 100002712
G-181



Polynesian Amatista
1.5x1.5cm Malla 29x29cm
L242601051 | 100002717
G-181



Polynesian Oval
Malla 29.5x29.5cm
L242601091 | 100003648
G-192

Descripción	Formato cm	SAP	KEA	Grupo	PZ/CJ	M2/CJ	CJ/PAL	M2/PAL	KG/CJ	KG/PAL
Polynesian 1.5x1.5	29x29	-	-	-	24	2.02	54	108.99	13.61	734.83
Polynesian Oval	29.5x29.5	-	-	-	12	1.01	54	54.5	13.2	712.8

RECOMENDACIONES DE USO POR PRODUCTOS

USE RECOMMENDATIONS BY PRODUCT

VARIACIONES DESTONIFICACIÓN
VARIATIONS IN SHADE

	A UNIFORME UNIFORM		B LIGERA SLIGHT		C MODERADA MODERATE		D FUERTE PRONOUNCED
--	---------------------------------	--	------------------------------	--	----------------------------------	--	----------------------------------

INTERIOR INTERIORS	EXTERIOR EXTERIORS	REVESTIMIENTO WALLS	REVESTIMIENTO DUCHAS SHOWER WALLS	PAVIMENTO FLOORS	PAVIMENTOS DUCHAS SHOWER FLOORS	ENCIMERAS WORKTOPS
✓	✓	✓	✓		✓	

ALREDEDORES PISCINA SWIMMING-POOL SURROUNDS	BAJO TRANSITO LIGHT TRAFFIC	MEDIO TRANSITO MEDIUM TRAFFIC	SUELOS COMERCIALES HIGH TRAFFIC	VARIACION VARIATIONS IN SHADE	COMENTARIOS REMARKS
	✓			C	*

*Pavimentos resistentes a la helada pero no antideslizantes en zonas húmedas.

*Floor tiles resistant to frost but not slip resistant in wet areas.