



acero | niquel | cobre




**Acero 2x2cm**  
Malla 29.5x29.5x1cm  
L153004081 | 100037981  
G-198




**Brick Acero 2x4cm**  
Malla 29.5x29.5x1cm  
L153004041 | 100043213  
G-198




**Acero 1.5x9.8 cm**  
Malla 28.5x30x1cm  
L153004061 | 100043216  
G-198



**Mix Acero-Niquel-Cobre 1.5x9.8cm**  
Malla 29.7x28.5x1cm  
L153004051 | 100043217  
G-198



**Mix Acero-Niquel 1.5x9.8cm**  
Malla 29.7x28.5x1cm  
L153004071 | 100043215  
G-198



**Cobre 2x2cm**  
Malla 30.4x30.4x1cm  
L153003001 | 100001575  
G-199

Descripción	Formato cm	SAP	KEA	Grupo	PZ/CJ	M2/CJ	CJ/PAL	M2/PAL	KG/CJ	KG/PAL
Acero 2x2	29.5x29.5x1	-	-	-	9	0.78	48	37.59	18.09	868.75
Brick Acero 2x4	29.5x29.5x1	-	-	-	9	0.74	48	35.68	18.21	874.36
Acero 1.5x9.8	28.5x30x1	-	-	-	9	0.77	48	36.93	18.10	868.75
Mix Acero-Niquel-Cobre	29.7x28.5	-	-	-	9	0.76	48	36.56	18.54	889.92
Mix Acero-Niquel	29.7x28.5	-	-	-	9	0.76	48	36.56	18.54	889.92
Cobre 2x2	30.4x30.4	-	-	-	9	0.83	54	44.91	11.19	604.58

RECOMENDACIONES DE USO POR PRODUCTOS

USE RECOMMENDATIONS BY PRODUCT


**VARIACIONES DESTONIFICACIÓN**  
VARIATIONS IN SHADE

**A** UNIFORME UNIFORM  
**B** LIGERA SLIGHT  
**C** MODERADA MODERATE  
**D** FUERTE PRONOUNCED

INTERIOR INTERIORS	EXTERIOR EXTERIORS	REVESTIMIENTO WALLS	REVESTIMIENTO DUCHAS SHOWER WALLS	PAVIMENTO FLOORS	PAVIMENTOS DUCHAS SHOWER FLOORS	ENCIMERAS WORKTOPS
√	√	√	√			

ALREDEDORES PISCINA SWIMMING-POOL SURROUNDS	BAJO TRANSITO LIGHT TRAFFIC	MEDIO TRANSITO MEDIUM TRAFFIC	SUELOS COMERCIALES HIGH TRAFFIC	VARIACION VARIATIONS IN SHADE	COMENTARIOS REMARKS
				C	*


madera | terracotta



**Brick Manual Miel**  
30x29.5x1.5 cm  
L 123099181 | 100065925  
G-175



**Puzzle Manual Miel**  
29.8x29.8 cm  
L114701511 | 100062419  
G-173



**Manual Miel 2.3x2.3cm**  
29.4x29.4 cm  
L114701521 | 100063966  
G-147



**Manual Miel 1x1cm**  
29.4x29.4 cm  
L114701543 | 100063965  
G-150

Descripción	Formato cm	SAP	KEA	Grupo	PZ/CJ	M2/CJ	CJ/PAL	M2/PAL	KG/CJ	KG/PAL
Brick Manual Miel	29x30	-	-	-	6	0.49	42	20.58	9.48	398.16
Puzzle Manual Miel	30x30	-	-	-	6	0.53	36	19.21	12	432
Manual Miel 2.3x2.3	30x30	-	-	-	10	0.86	36	31.11	12.5	450
Manual Miel 1x1	30x30	-	-	-	10	0.86	36	31.11	12.5	450

RECOMENDACIONES DE USO POR PRODUCTOS

USE RECOMMENDATIONS BY PRODUCT

**VARIACIONES DESTONIFICACIÓN**  
VARIATIONS IN SHADE

**A** UNIFORME UNIFORM  
**B** LIGERA SLIGHT  
**C** MODERADA MODERATE  
**D** FUERTE PRONOUNCED

INTERIOR INTERIORS	EXTERIOR EXTERIORS	REVESTIMIENTO WALLS	REVESTIMIENTO DUCHAS SHOWER WALLS	PAVIMENTO FLOORS	PAVIMENTOS DUCHAS SHOWER FLOORS	ENCIMERAS WORKTOPS
√	√	√	√	√	√	

ALREDEDORES PISCINA SWIMMING-POOL SURROUNDS	BAJO TRANSITO LIGHT TRAFFIC	MEDIO TRANSITO MEDIUM TRAFFIC	SUELOS COMERCIALES HIGH TRAFFIC	VARIACION VARIATIONS IN SHADE	COMENTARIOS REMARKS
√	√			C	*



**Mosaico Wood**  
28x28x1 cm  
L108004601 | 100062522  
G-198



**Brick Wood**  
27.3x28x1 cm  
L106200061 | 100059647  
G-198

Descripción	Formato cm	SAP	KEA	Grupo	PZ/CJ	M2/CJ	CJ/PAL	M2/PAL	KG/CJ	KG/PAL
Mosaico Wood	28x28x1	-	-	-	6	0.47	36	16.93	6	216
Brick Wood	27.3x28x1	-	-	-	6	0.46	36	16.51	6	216

Consultar Recomendaciones de Uso por Productos

Consult Use Recommendations by Product

Modern



Mosaico A Albero



Mosaico B Perseo



Brick A Verde H.



Brick B Negro M.



Nara



Mosaico A Negro M.



Brick A Blanco A.




Brick B Crema I.



Mosaico Acero A



Brick Acero



Mosaico A Perseo



Mosaico B Verde H.



Brick A Negro M.



Alfa Crema



Negro Acero Pulido



Mosaico B Blanco A.



Brick A Crema I.



Brick B Beige



Mosaico Acero B




Acero



Mosaico A Verde H.



Mosaico B Negro M.



Brick B Blanco A.



Alfa Negro



Mosaico A Blanco A.



Mosaico B Crema I.



Brick A Beige



Brick B Albero



Brick B Verde H.



Mosaico Cobre



Brick Cobre



Mosaico A Beige



Mosaico B Albero



Mosaico A Crema I.



Mosaico B Beige



Brick A Albero



Brick B Perseo



Brick A Perseo

Classic



Tigris



Safi



Lemeso



Usak



Adriatico



Puzzle



Mikonos



Pegaso



Larisa



Edirne



Kabul

Modern

Descripción	Formato cm	SAP	KEA	Grupo	PZ/CJ	M2/CJ	CJ/PAL	M2/PAL	KG/CJ	KG/PAL
Mos. A Albero	4.2x29x1	100001619	L155101551	G-108	60	0.73	36	26.31	15.78	568.08
Mos. A Perseo	4.2x29x1	100001620	L155101561	G-108	60	0.73	36	26.31	15.78	568.08
Mos. A Verde H.	4.2x29x1	100001621	L155102581	G-109	60	0.73	36	26.31	15.78	568.08
Mos. Cobre 2.3x2.3	5x29.7x1	100001696	L157601501	G-116	18	0.26	195	52.12	3.90	761.67
Mos B Perseo	6.4x29x1	100001629	L155201561	G-109	40	0.74	36	26.72	15.84	570.24
Mos B Verde H.	6.4x29x1	100001630	L155202581	G-111	40	0.74	36	26.72	15.84	570.24
Mos. B Negro M.	6.4x29x1	100001631	L155202591	G-111	40	0.74	36	26.72	15.84	570.24
Negro Acero Pulido	5x30x1	100001567	L152101091	G-114	15	0.22	195	43.87	6.09	1187.55
Brick A Verde H.	6.1x25.8x1	100001647	L155402581	G-109	10	0.15	195	30.33	3.57	696.15
Brick A Negro M.	6.1x25.8x1	100001648	L155402591	G-109	10	0.15	195	30.33	3.57	696.15
Brick B Blanco A.	9.2x25.8x1	100001652	L155501501	G-111	30	0.70	30	21.11	17.2	516
Brick Cobre	6.2x30x1	100001695	L157501501	G-119	24	0.44	144	64.28	7.03	1012.61
Brick A Negro M.	9.2x25.8x1	100001660	L155502591	G-112	30	0.70	30	21.11	17.2	516
Alfa Crema	2x30x1	100000491	L117401511	G-117	28	0.16	195	32.75	6.63	1294.02
Alfa Negro	2x30x1	100000490	L117401501	G-117	28	0.16	195	32.75	6.63	1294.02
Mosaico A Beige	4.2x29x1	100001618	L155101541	G-108	60	0.73	30	21.92	15.78	473.4
Nara	5x30x1.2	100001558	L151201001	G-127	15	0.22	195	43.87	5.43	1058.85
Mos. A Blanco A.	4.2x29x1	100001616	L155101501	G-108	60	0.73	30	21.92	15.78	473.4
Mos. A Crema I.	4.2x29x1	100001617	L155101521	G-108	60	0.73	30	21.92	15.78	473.4
Mos. B. Albero	6.4x29x1	100001628	L155201551	G-109	40	0.74	36	26.72	15.84	570.24
Mos. A Negro M.	4.2x29x1	100001622	L155102591	G-109	60	0.73	30	21.92	15.78	473.4
Mos. B Blanco A.	6.4x29x1	100001625	L155201501	G-109	40	0.74	36	26.72	15.84	570.24
Mos. B Crema I.	6.4x29x1	100001626	L155201521	G-109	40	0.74	36	26.72	15.84	570.24
Mos. B Beige	6.4x29x1	100001627	L155201541	G-109	40	0.74	36	26.72	15.84	570.24
Brick A Perseo	6.1x25.8x1	100001644	L155401561	G-108	10	0.15	195	30.33	3.57	696.15
Brick A Blanco A.	6.1x25.8x1	100001640	L155401501	G-108	10	0.15	195	30.33	3.57	696.15
Brick A Crema I.	6.1x25.8x1	100001641	L155401521	G-108	10	0.15	195	30.33	3.57	696.15
Brick A Beige	6.1x25.8x1	100001642	L155401541	G-108	10	0.15	195	30.33	3.57	696.15
Brick A Albero	6.1x25.8x1	100001643	L155401551	G-108	10	0.15	195	30.33	3.57	696.15
Brick B Verde H.	9.2x25.8x1	100001659	L155502581	G-112	30	0.70	30	21.11	17.2	516
Brick B Crema I.	9.2x25.8x1	100001653	L155501521	G-111	30	0.70	30	21.11	17.2	516
Brick B Beige	9.2x25.8x1	100001654	L155501541	G-111	30	0.70	30	21.11	17.2	516
Brick B Albero	9.2x25.8x1	100001655	L155501551	G-111	30	0.70	30	21.11	17.2	516
Brick B Perseo	9.2x25.8x1	100001656	L155501561	G-111	30	0.70	30	21.11	17.2	516
Mos. Acero A 2x2	4.2x29.7x1	100001697	L157701001	G-113	63	0.78	54	42	17.2	928.8
Mos. Acero B 2x2	2x29.7x1	100001698	L157801001	G-108	135	0.8	54	43.18	18.36	991.44
Brick Acero	4.2x29.6x1	100001699	L157901001	G-113	63	0.78	54	42	17.2	928.8
Acero 2x4	2x29.6x1	100001700	L158001001	G-108	135	0.8	54	43.18	18.36	991.44

Classic

Descripción	Formato cm	SAP	KEA	Grupo	PZ/CJ	M2/CJ	CJ/PAL	M2/PAL	KG/CJ	KG/PAL
Tigris	13.1x37.5x1	100000494	L117601501	G-129	20	1	28	28	24.28	679.84
Usak	8x30x1	100000344	L115104501	G-118	10	0.24	195	46.79	4.45	867.75
Mikonos	8x30x1	100000347	L115107501	G-118	10	0.24	195	46.79	4.45	867.75
Safi	8x30x1	100000345	L115105501	G-118	10	0.24	195	46.79	4.45	867.75
Edirne	8x30x1	100000352	L115112501	G-118	10	0.24	195	46.79	4.45	867.75
Lemeso	8x30x1	100000341	L115101501	G-118	10	0.24	195	46.79	4.45	867.75
Puzzle	7x30x1	100001613	L155001501	G-118	10	0.21	195	40.95	5.04	982.8
Adriático	7x32x1	100000364	L115301511	G-118	10	0.22	195	43.68	3.1	604.5
Pegaso	7x29.5x1	100001663	L155701501	G-118	10	0.20	195	40.26	4.58	893.1
Larisa	6.4x29x1	100001632	L155203501	G-118	40	0.74	36	26.72	15.32	551.52
Kabul	5x30x1	100000338	L115001501	G-118	15	0.22	144	32.40	4.60	663.12